



CHAMBERS COUNTY






SCHOOL SYSTEM SNAPSHOT: 2020 EDITION*

Box 408-D | Lafayette, AL 36862 | (334) 864-9343, Ext. 10216

Superintendent Kelli Hodge

Board Members William A. Martin, III, Mary Terry, Jeffrey L. Finch, LaShae Herring, Victoria L. Leak, Candace Lyons

By the Numbers

	Schools¹	11
	Students/ADM²	3,509
	Free & Reduced Lunch	49%
	Community Eligibility Program	47%
	Number of Route Buses³	46
	State-Funded Buses ⁴	80%
	Students Bused	2,947
	Full-Time Employees	487
	Teachers	224
	Principals/ Assistant Principals	14
	Counselors	9
	Librarians	9
	Other Certified Employees	18
	Support Personnel	213

¹ Schools with enrollment, including Alternative and Career Technical Education

² Average Daily Membership

³ Data collected in FY16 and used for FY18 funding

⁴ Percent of school system bus fleet renewal eligible for state funding

⁵ Calculation excludes Transportation Fleet Renewal and Public School Fund Capital Outlay

⁶ 2017-2018 NEA Rankings of the States



\$2,414,641

Cost of One Month's
Operation⁵

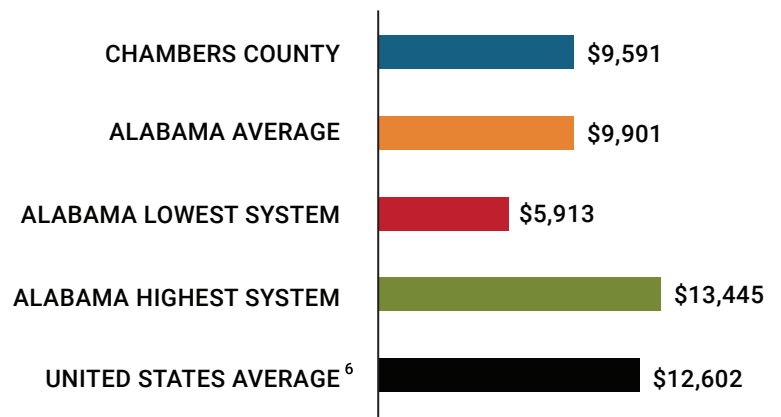


1.55

Number of Months
Reserve Balance

Compare Your School System

Total Per-Pupil Expenditures (PPE)



Chambers County

Per Pupil Expenditures

Federal PPE Rank **36**

State PPE Rank **64**

Local PPE Rank **88**



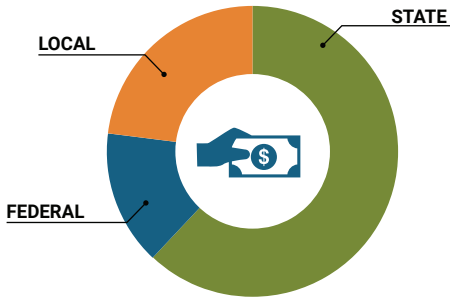
Per Pupil Expenditures among 137 systems

OVERALL SYSTEM RANK 75

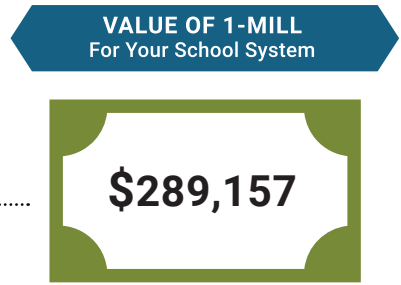
* THIS REPORT INCLUDES FISCAL YEAR 2018 DATA

School System Revenue

How was your school system funded?¹



\$22,094,058	STATE	62%
\$5,358,568	FEDERAL	15%
\$8,406,626	LOCAL	23%
— \$2,891,570	Local 10-Mill Match	
\$5,515,056	AVAILABLE LOCAL REVENUE	

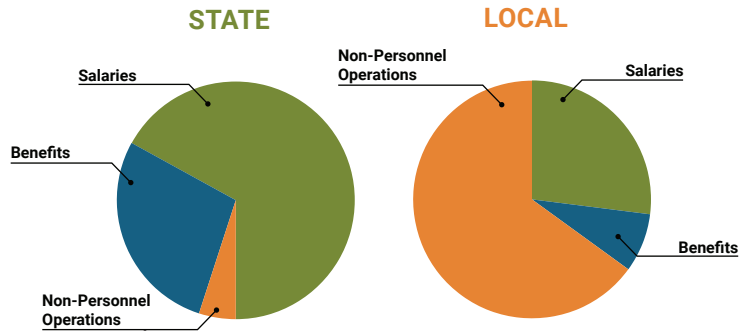


School System Spending

How did your school system spend state & local dollars?¹

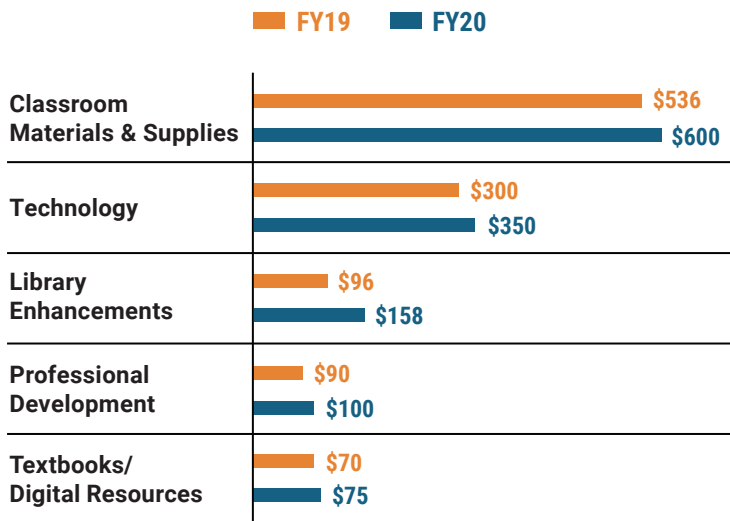
	STATE SPENDING ^{2,3}	LOCAL SPENDING ²
Salaries	\$15,632,121	\$1,269,939
Benefits	\$6,543,206	\$370,449
Non-Personnel Operations	\$1,110,344	\$3,058,651
TOTAL	\$23,285,671	\$4,699,039

¹ Revenues and expenditures may contain nominal variances
² Does not include debt service or capital outlay
³ Includes 10-mill match



Only 5% of state funding goes to Non-Personnel Operations

Instructional Support



Educational Advancement & Technology Fund⁴



⁴ These one-time supplemental funds may be used for repairs and deferred maintenance, classroom instructional supplies, insurance for facilities, transportation, technology and school safety measures.

System Debt

TOTAL DEBT⁵	DEBT PER STUDENT
\$11,638,768	\$3,317

⁵ The debt totals in system audit reports may differ due to audit adjustments



Sally Smith, J.D.
Executive Director

Lissa Tucker, J.D.
Director of Government Relations

43 South Jackson Street
Montgomery, Alabama 36104

1-800-562-0601 | AlabamaSchoolBoards.org

[@AlaSchoolBoards](https://twitter.com/AlaSchoolBoards) [Facebook.com/AlabamaSchoolBoards](https://facebook.com/AlabamaSchoolBoards)